


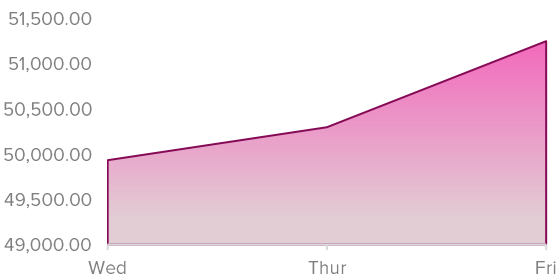
Weekly Equities Snapshot

Equities | Sector Indices | African Markets | Banking Sector Watch



Wednesday, 28th December - Friday, 30th December, 2022

NGX All Share Index



The Week in View

The final trading week for 2022 was very positive for the Nigerian equities market, despite being a three-day week shortened by the public holidays. Heightened bullish trading activity in large-cap stocks pulled the **NGXASI** by 1,544.97 index points week-on-week (+3.11%) to close at 51,251.06. Investors' wealth rose by ₦841bn WoW, bringing the total market cap to ₦27.92trn; the YTD market return had a major increase, printing at 19.98% versus 16.36% last week.

The total volume traded increased during the week as 1.88 billion units exchanged hands compared to 860.9 million units last week. The value of shares traded also rose to ₦18.99bn as against ₦16.13bn in the week before. The number of deals between traders dropped to 12,036 (prev week: 14,502).

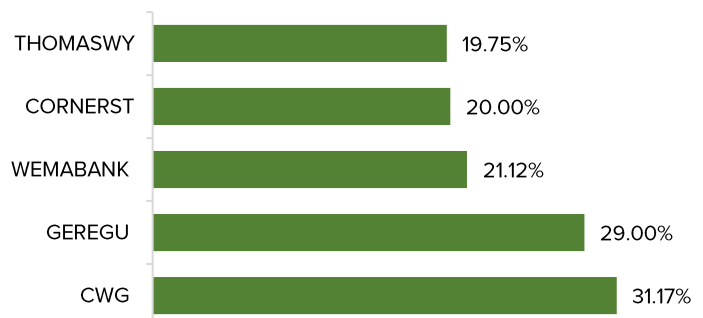
The sectoral end was mostly bullish: WoW gains in **NGXCNSMRGDS** (+4.85%), **NGXINS** (+3.65%), **NGXOILGAS** (+2.39%), **NGXPENSION** (+0.67%), and **NGXINDUSTR** (+0.14%) covered for the loss in **NGXBNK** (-1.25%).

Equities	This Week	Previous Week	Δ
NGXASI	51,251.06	49,706.09	3.11%
Volume ('bn units)	1.88	0.86	118.60%
Value (₦'bn)	18.99	16.13	17.73%
Mkt Cap (₦'trn)	27.92	27.07	3.14%

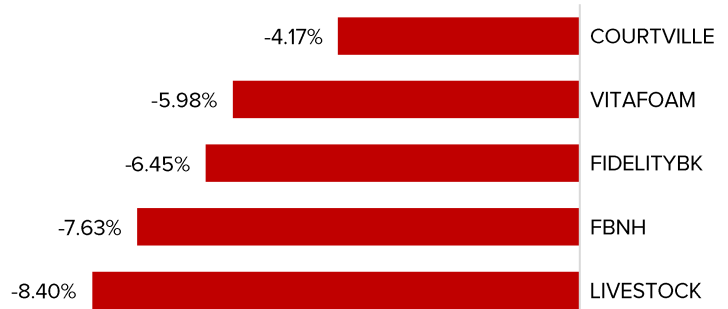
Sector Indices	WtD	MtD	YtD
NGXASI	3.11%	7.53%	19.98%
NGXPENSION	0.67%	5.79%	10.37%
NGXBNK	-1.25%	5.24%	2.81%
NGXOILGAS	2.39%	4.36%	34.05%
NGXCNSMRGDS	4.85%	8.66%	-0.06%
NGXINS	3.65%	5.97%	-11.99%
NGXINDUSTR	0.14%	12.45%	19.67%

MARKET MOVERS

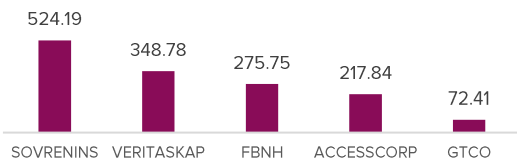
TOP



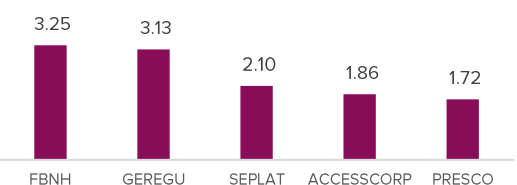
BOTTOM



Top Volume ('mn units)




Top Value (₦'bn)



Banking Sector Watch

Daily Price Movement



RELEASE OF SOME FINANCIAL STATEMENTS

Audited

•

Unaudited

•

Stocks	Current Price	52-Week High	52-Week Low	WtD	YtD
ZENITHBANK	24.00	27.50	18.90	-2.24%	-5.14%
GTCO	23.00	28.05	16.80	2.45%	-11.54%
ACCESSCORP	8.50	10.60	7.50	-1.73%	-8.11%
FBNH	10.90	12.40	8.20	-7.63%	-3.54%
UBA	7.60	8.85	6.55	1.33%	-5.59%
ETI	10.60	13.20	8.20	-3.64%	19.10%

CONTACT US

+234 802 200 3024 | securities@avacapitalgroup.com | 3 Glover Road, Ikoyi, Lagos

Disclaimer:

"The content of this report is not investment or financial advice and does not constitute a recommendation of any investment product. It is for informational purposes only and does not address the circumstances, investment objectives and specific financial circumstances of any particular individual or entity. AVA Capital Group, its affiliates, successors in title, employees and third-party service providers shall not be held liable for any consequence that may arise as a result of reliance upon the information or other content provided in this report."