


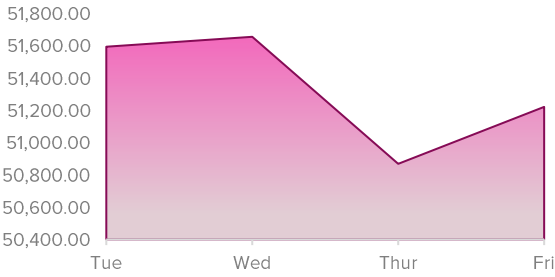
Weekly Equities Snapshot

Equities | Sector Indices | African Markets | Banking Sector Watch



Tuesday, 3rd January - Friday, 6th January, 2023

NGX All Share Index



The Week in View

The first trading week of 2023 was slightly bearish for the Nigerian equities market as the **NGXASI** closed lower than before, losing 28.72 index points week-on-week (-0.06%) to close at 51,222.34. Investors' wealth decreased by ₦156mn WoW, bringing the total market cap to ₦27.90trn; the YTD market return dipped into the negative zone, printing at -0.06%.

The total volume traded lessened during the week as 921.86 million units exchanged hands compared to 1.88 billion units last week. The value of shares traded rose to ₦27.15bn as against ₦18.99bn in the week before. The number of deals between traders also rose to 15,601 (*prev week: 12,036*).

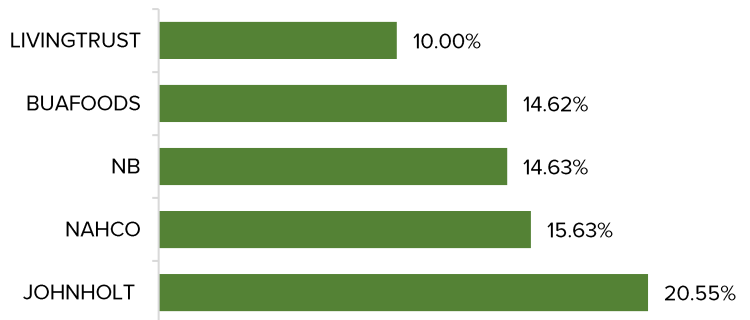
The sectoral end was mostly bullish: WoW gains in **NGXCNSMRGDS** (+6.44%), **NGXBNK** (+4.27%), **NGXINS** (+2.68%), **NGXPENSION** (+1.70%), and **NGXOILGAS** (+0.06%) covered for the loss in **NGXINDUSTR** (-0.58%).

Equities	This Week	Previous Week	Δ
NGXASI	51,222.34	51,251.06	-0.06%
Volume ('bn units)	921.86	1,880.00	-50.96%
Value (₦'bn)	27.15	18.99	42.97%
Mkt Cap (₦'trn)	27.90	27.92	-0.07%

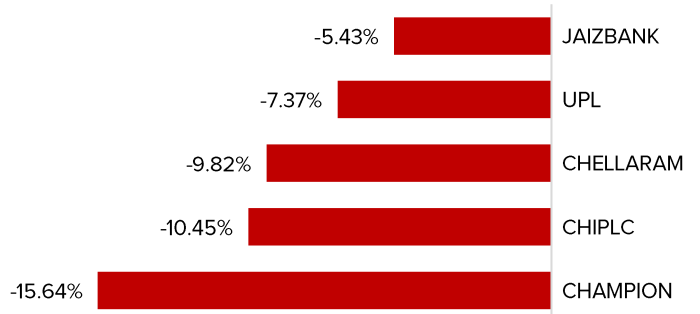
Sector Indices	WtD	MtD	YtD
NGXASI	-0.06%	-0.06%	-0.06%
NGXPENSION	1.70%	1.70%	1.70%
NGXBNK	4.27%	4.27%	4.27%
NGXOILGAS	0.06%	0.06%	0.06%
NGXCNSMRGDS	6.44%	6.44%	6.44%
NGXINS	2.68%	2.68%	2.68%
NGXINDUSTR	-0.58%	-0.58%	-0.58%

MARKET MOVERS

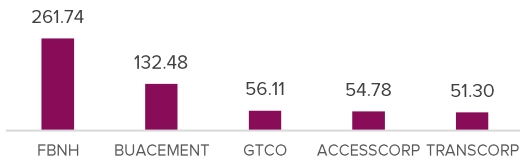
TOP



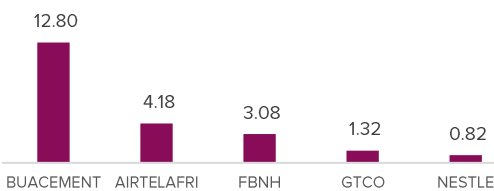
BOTTOM



Top Volume ('mn units)

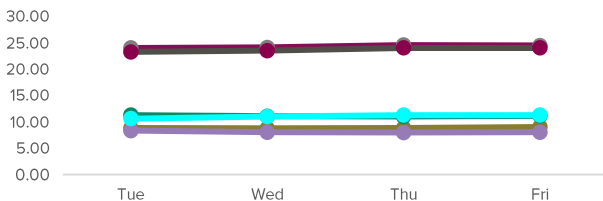


Top Value (₦'bn)



Banking Sector Watch

Daily Price Movement



RELEASE OF SOME FINANCIAL STATEMENTS

Audited

•

Unaudited

•

Stocks	Current Price	52-Week High	52-Week Low	WtD	YtD
ZENITHBANK	24.45	27.50	18.90	1.88%	1.88%
GTCO	24.00	28.05	16.80	4.35%	3.23%
ACCESSCORP	9.00	10.60	7.50	5.88%	2.27%
FBNH	11.15	12.40	8.20	2.29%	-0.89%
UBA	8.00	8.85	6.55	5.26%	-3.61%
ETI	11.25	13.20	8.50	6.13%	6.13%

African Markets	Nigeria	South Africa	Ghana	Egypt	Kenya
Today*	0.70%	1.88%	0.00%	2.86%	-0.37%
WtD	-0.06%	5.22%	0.00%	9.61%	-0.49%
YtD	-0.06%	5.22%	0.00%	9.61%	-0.49%

*as of market close on Jan. 6, 2023

CONTACT US

+234 802 200 3024 | securities@avacapitalgroup.com | 3 Glover Road, Ikoyi, Lagos

Disclaimer:

"The content of this report is not investment or financial advice and does not constitute a recommendation of any investment product. It is for informational purposes only and does not address the circumstances, investment objectives and specific financial circumstances of any particular individual or entity. AVA Capital Group, its affiliates, successors in title, employees and third-party service providers shall not be held liable for any consequence that may arise as a result of reliance upon the information or other content provided in this report."