


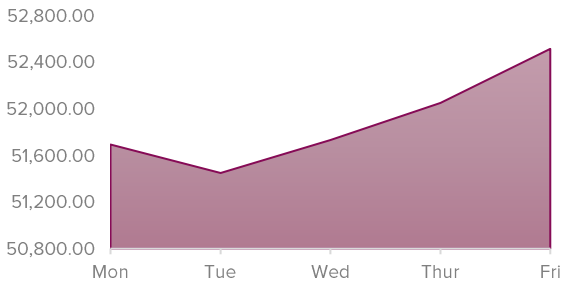
# Weekly Equities Snapshot

Equities | Sector Indices | African Markets | Banking Sector Watch



Monday, 9th January - Friday, 13th January, 2023

## NGX All Share Index



## The Week in View

The Nigerian equities market experienced a bullish performance during the trading week under review, propped by a comeback in large-cap stocks and renewed investor optimism in the market. In spectacular fashion, the **NGXASI** gained 1,290.14 index points week-on-week (+2.52%) to close at 52,512.48. Investors' wealth increased by ₦703bn WoW, bringing the total market cap to ₦28.60trn; the YTD market return ascended, printing at 2.46%.

A higher volume of shares was traded this week, appreciating to 1.29 billion units compared to 921.86 million units last week; the value of shares traded was also higher, marking ₦29.63bn as against ₦27.15bn in the week before. The number of deals between traders also rose to 19,816 (*prev week: 15,601*).

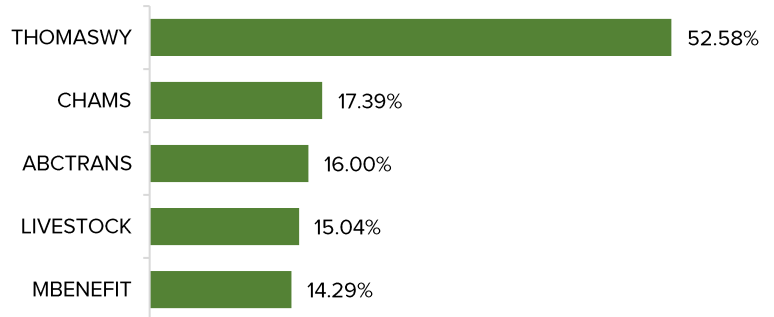
The sectoral end was bullish, as WoW gains in **NGXBNK** (+3.48%), **NGXINDUSTR** (+3.34%), **NGXOILGAS** (+3.19%), **NGXPENSION** (+2.68%), and **NGXCNSMRGDS** (+0.68%) covered for the loss in **NGXINS** (-1.64%).

Equities	This Week	Previous Week	Δ
NGXASI	52,512.48	51,222.34	2.52%
Volume ('bn units)	1.29	0.92	39.94%
Value (₦'bn)	29.63	27.15	9.13%
Mkt Cap (₦'trn)	28.60	27.90	2.51%

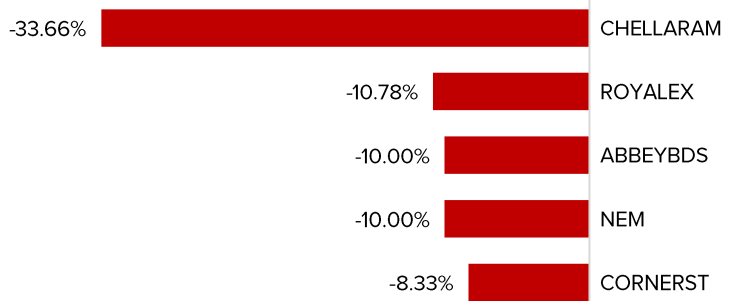
Sector Indices	WtD	MtD	YtD
NGXASI	2.52%	2.46%	2.46%
NGXPENSION	2.68%	4.42%	4.42%
NGXBNK	3.48%	7.91%	7.91%
NGXOILGAS	3.19%	3.25%	3.25%
NGXCNSMRGDS	0.68%	7.16%	7.16%
NGXINS	-1.64%	1.00%	1.00%
NGXINDUSTR	3.34%	2.75%	2.75%

## MARKET MOVERS

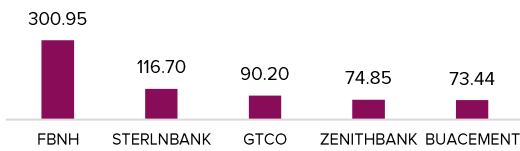
### TOP



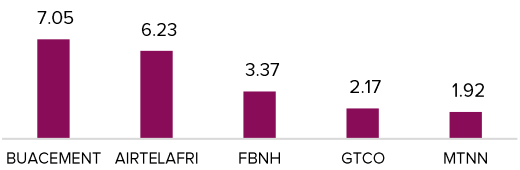
### BOTTOM



## Top Volume ('mn units)

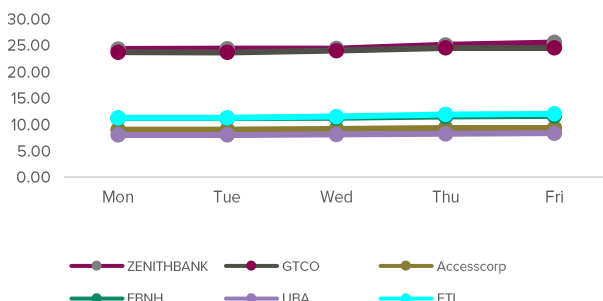


## Top Value (₦'bn)



## Banking Sector Watch

### Daily Price Movement



## RELEASE OF SOME FINANCIAL STATEMENTS

### Audited

•

### Unaudited

•

Stocks	Current Price	52-Week High	52-Week Low	WtD	YtD
ZENITHBANK	25.55	27.50	18.90	4.50%	6.46%
GTCO	24.50	28.05	16.80	2.08%	5.38%
ACCESSCORP	9.30	10.60	7.50	3.33%	5.68%
FBNH	11.60	12.40	8.20	4.04%	3.11%
UBA	8.35	8.85	6.55	4.38%	0.60%
ETI	12.00	13.20	8.50	6.67%	13.21%

African Markets	Nigeria	South Africa	Ghana	Egypt	Kenya
Today*	0.89%	0.90%	0.00%	0.15%	-0.60%
WtD	2.52%	3.22%	-0.21%	-2.82%	-2.83%
YtD	2.46%	8.60%	-0.21%	6.52%	-3.30%

\*as of market close on Jan. 13, 2023

## CONTACT US

+234 803 595 6080 | [securities@avacapitalgroup.com](mailto:securities@avacapitalgroup.com) | 3 Glover Road, Ikoyi, Lagos

### Disclaimer:

"The content of this report is not investment or financial advice and does not constitute a recommendation of any investment product. It is for informational purposes only and does not address the circumstances, investment objectives and specific financial circumstances of any particular individual or entity. AVA Capital Group, its affiliates, successors in title, employees and third-party service providers shall not be held liable for any consequence that may arise as a result of reliance upon the information or other content provided in this report."