


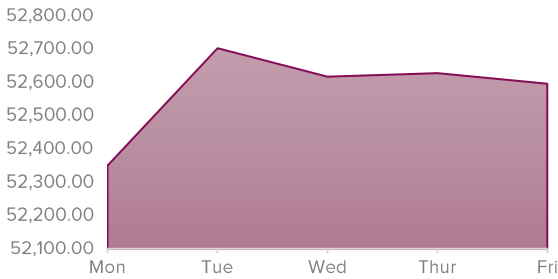
# Weekly Equities Snapshot

Equities | Sector Indices | African Markets | Banking Sector Watch



Monday, 16th January - Friday, 20th January, 2023

## NGX All Share Index



## The Week in View

The Nigerian equities market was mixed this week. A bullish performance was noted during the trading week, albeit characterised by a slight reduction in investor sentiment in the market. The **NGXASI** gained only 82.2 index points week-on-week (+0.16%) to close at 52,594.68, while Investors' wealth increased by ₦450bn WoW, bringing the total market capitalisation to ₦28.65trn. The year-to-date market return also ascended to 2.62%.

A lower volume of shares was traded this week, printing at 1.24 billion units compared to 1.29 billion units last week. The value of shares traded also dipped to ₦15.67bn as against ₦29.63bn in the week before. Likewise, the number of deals between traders fell to 18,560, (prev week: 19,816).

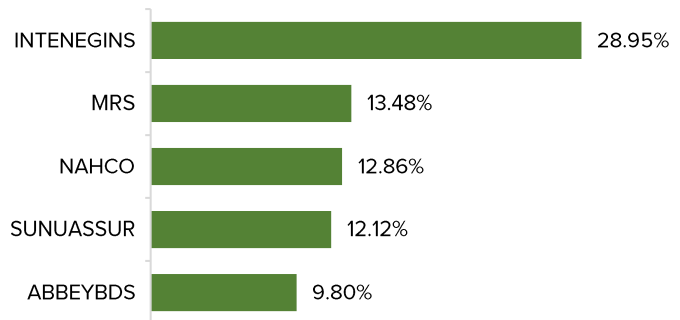
The sectoral end was bearish – WoW losses in **NGXBNK** (-2.60%), **NGXINDUSTR** (-1.06%), **NGXPENSION** (-0.64%) and **NGXCNSMRGDS** (-0.40%) dominated the gain in **NGXINS** (+1.78%) and **NGXOILGAS** (+0.35%).

| Equities           | This Week | Previous Week | Δ       |
|--------------------|-----------|---------------|---------|
| NGXASI             | 52,594.68 | 52,512.48     | 0.16%   |
| Volume (*bn units) | 1.24      | 1.29          | -3.88%  |
| Value (₦'bn)       | 15.67     | 29.63         | -47.11% |
| Mkt Cap (₦'trn)    | 28.65     | 28.60         | 0.17%   |

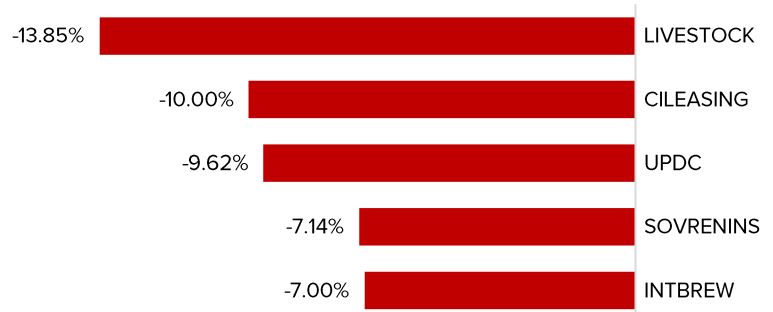
| Sector Indices | WtD    | MtD   | YtD   |
|----------------|--------|-------|-------|
| NGXASI         | 0.16%  | 2.62% | 2.62% |
| NGXPENSION     | -0.64% | 3.75% | 3.75% |
| NGXBNK         | -2.60% | 5.10% | 5.10% |
| NGXOILGAS      | 0.35%  | 3.62% | 3.62% |
| NGXCNSMRGDS    | -0.40% | 6.73% | 6.73% |
| NGXINS         | 1.78%  | 2.80% | 2.80% |
| NGXINDUSTR     | -1.06% | 1.66% | 1.66% |

## MARKET MOVERS

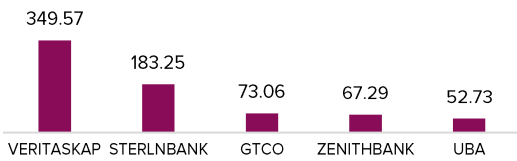
### TOP



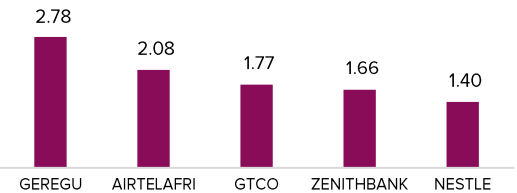
### BOTTOM



## Top Volume (\*mn units)

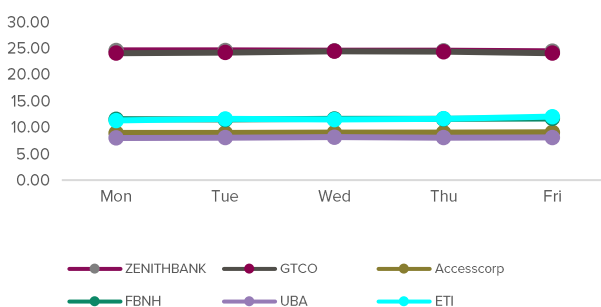


## Top Value (₦'bn)



## Banking Sector Watch

### Daily Price Movement



## RELEASE OF SOME FINANCIAL STATEMENTS

### Audited

- 

### Unaudited

- Universal Insurance – Q4 2022
- Livingtrust Mortgage Bank – Q4 2022

| Stocks     | Current Price | 52-Week High | 52-Week Low | WtD    | YtD    |
|------------|---------------|--------------|-------------|--------|--------|
| ZENITHBANK | 24.45         | 27.50        | 18.90       | -4.31% | 1.88%  |
| GTCO       | 24.10         | 28.05        | 16.80       | -1.63% | 3.66%  |
| ACCESSCORP | 9.05          | 10.60        | 7.50        | -2.69% | 2.84%  |
| FBNH       | 11.70         | 12.40        | 8.20        | 0.86%  | 4.00%  |
| UBA        | 8.10          | 8.85         | 6.55        | -2.99% | -2.41% |
| ETI        | 12.05         | 13.20        | 8.70        | 0.42%  | 13.68% |

## CONTACT US

+234 803 595 6080 | [securities@avacapitalgroup.com](mailto:securities@avacapitalgroup.com) | 3 Glover Road, Ikoyi, Lagos

### Disclaimer:

"The content of this report is not investment or financial advice and does not constitute a recommendation of any investment product. It is for informational purposes only and does not address the circumstances, investment objectives and specific financial circumstances of any particular individual or entity. AVA Capital Group, its affiliates, successors in title, employees and third-party service providers shall not be held liable for any consequence that may arise as a result of reliance upon the information or other content provided in this report."