


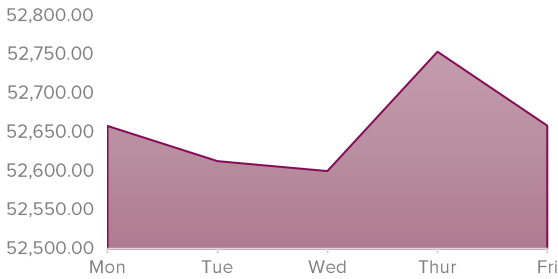
Weekly Equities Snapshot

Equities | Sector Indices | African Markets | Banking Sector Watch



Monday, 23rd January - Friday, 27th January, 2023

NGX All Share Index



The Week in View

The Nigerian equities market maintained its bullish performance during the trading week under review despite some level of choppy trading activities on some days. The **NGXASI** gained 63.2 index points week-on-week (+0.12%) to close at 52,657.88, while Investors' wealth increased by ₦340bn WoW, bringing the total market capitalisation to ₦28.68trn. The year-to-date market return also ascended to 2.74%.

A lower volume of shares was traded this week, printing at 756.77 million units compared to 1.24 billion units last week. The value of shares traded also dipped to ₦13.65bn as against ₦15.67bn in the week before. Likewise, the number of deals between traders fell to 18,248, (prev week: 18,560).

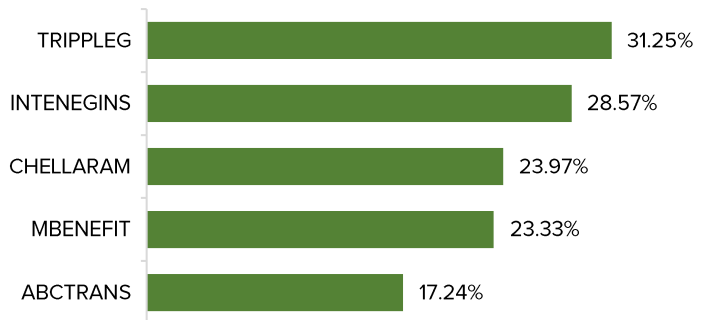
The sectoral end was mostly bullish – WoW gains in **NGXOILGAS** (+1.73%), **NGXBNK** (+1.65%), **NGXINS** (+0.77%), **NGXINDUSTR** (+0.37%) and **NGXPENSION** (+0.32%) covered for the loss in **NGXCNSMRGDS** (-1.09%).

Equities	This Week	Previous Week	Δ
NGXASI	52,657.88	52,594.68	0.12%
Volume ('bn units)	756.77	1,241.00	-39.02%
Value (₦'bn)	13.65	15.67	-12.89%
Mkt Cap (₦'trn)	28.68	28.65	0.10%

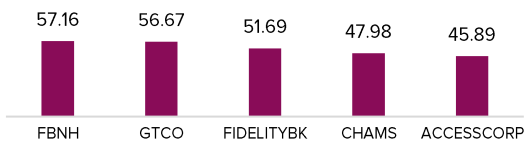
Sector Indices	WtD	MtD	YtD
NGXASI	0.12%	2.74%	2.74%
NGXPENSION	0.32%	4.09%	4.09%
NGXBNK	1.65%	6.83%	6.83%
NGXOILGAS	1.73%	5.41%	5.41%
NGXCNSMRGDS	-1.09%	5.56%	5.56%
NGXINS	0.77%	3.59%	3.59%
NGXINDUSTR	0.37%	2.03%	2.03%

MARKET MOVERS

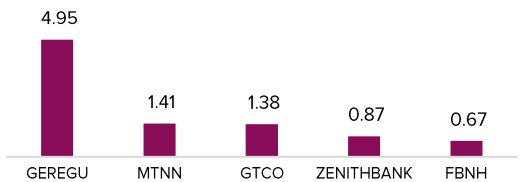
TOP



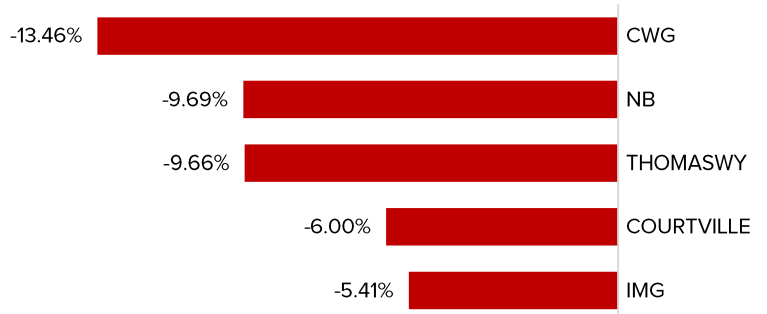
Top Volume ('mn units)



Top Value (₦'bn)

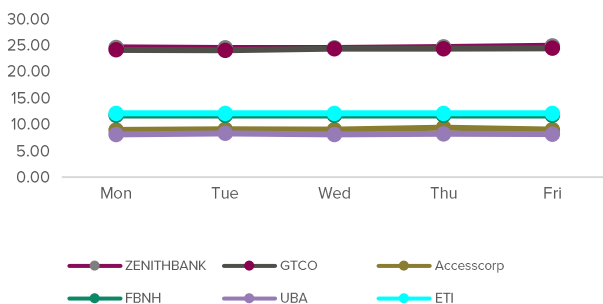


BOTTOM



Banking Sector Watch

Daily Price Movement



RELEASE OF SOME FINANCIAL STATEMENTS

Audited

-

Unaudited

- Nem Insurance Plc – Q4 2022
- Cadbury Nigeria Plc – Q4 2022
- Unilever Nigeria Plc- Q4 2022
- Eterna Plc- Q4 2022
- Linkage Assurance Plc- Q4 2022

Stocks	Current Price	52-Week High	52-Week Low	WtD	YtD
ZENITHBANK	24.90	27.50	18.90	1.84%	3.75%
GTCO	24.45	28.05	16.80	1.45%	5.16%
ACCESSCORP	9.00	10.60	7.50	-0.55%	2.27%
FBNH	11.70	12.40	8.20	0.00%	4.00%
UBA	8.15	8.85	6.55	0.62%	-1.81%
ETI	12.10	13.20	9.50	0.41%	14.15%

CONTACT US

+234 803 595 6080 | securities@avacapitalgroup.com | 3 Glover Road, Ikoyi, Lagos

Disclaimer:

"The content of this report is not investment or financial advice and does not constitute a recommendation of any investment product. It is for informational purposes only and does not address the circumstances, investment objectives and specific financial circumstances of any particular individual or entity. AVA Capital Group, its affiliates, successors in title, employees and third-party service providers shall not be held liable for any consequence that may arise as a result of reliance upon the information or other content provided in this report."